

A new formula for ease of use

Easy to use and simple to maintain, no matter your skill level. Welcome onboard the SW3000, a mid-size, ride-on sweeper. The SW3000 provides an optimal cleaning performance for various applications with optimal dust and debris collection. It's ideally designed for efficient cleaning in contract cleaning, educational institutions, retail environments, and light industries such as production areas and warehouses.





Additional features and benefits include:

- A fast-charging battery enables opportunity charging and offers a longer lifespan
- Improved design on the nozzles makes them easier to clean and prevents clogs
- Easy self-service on-board diagnostics through the user interface (error codes show on the display for simple troubleshooting)
- QR codes on the display for easy access to user and service manuals
- Main broom adjustment from the driving position minimises stoppage time
- Lead acid or Li-ion battery variants to fit your specific needs
- Manual or automatic filter shaker to ensure optimal filtration
- Easy and specific log-in for service technicians through PIN code
- Warning beacon that makes operation in congested areas safe
- Highly efficient DustGuard™ misting system controls dust and helps to further maintain a clean environment
- Optional features available for additional safety - overhead guard, optional blue safety light, which creates a blue spot in the floor







Picture shown may not represent model quoted

● Standard equipment

Included accessories	Ref. no.	Min. required	SW3000 EU/UK SWEEPER	SW3000 LI-ION EU/UK SWEEPER	SW3000 G180
Filter					
 FILTER KIT 580X401X80 PES 3.5m ²	55945906	1			•
Side Broom					
 BROOM SIDE KIT 300x500 PPL 0.8	55940587	2			•
Broom Cylinder 700 mm					
 MAIN BROOM KIT 300X700 PPL0.5	55940604	1			•
Battery					
 BATT. 6V-180AH GEL MONOBLOC	80564000	4			•

A new formula for ease of use

Included accessories	Ref. no.	Min. required	SW3000 EU/ UK SWEEPER	SW3000 LI-ION EU/ UK SWEEPER	SW3000 G180
 LI-ION BATTERY 25.6V 50AH	55945450	3		•	
Charger					
CHARGER 24V 27A LI ION ACE KIT	55945990	1		•	
Squeegee, Blade, Skirt and Splash Guard					
 BLADE FRONT NR	55940638	1			•
 BLADE MAIN BROOM REAR NBR	55940330	1			•
 BLADE SIDE NBR	55940934	2			•
Other					
CHARGER POWER CABLE US PLUG 78IN	VF89724	1			
WARNING LIGHT	55945984	1			•

Model	SW3000 EU/UK SWEEPER	SW3000 LI-ION EU/ UK SWEEPER	SW3000 G180
Ref. no.	50000740	50000742	CM50000740-01






PRODUCT FEATURES

Electrical filter shaker	•	•	•
Hopper for collecting debris	•	•	•
Adjustable side broom speed	•	•	•
Adjustable seat	•	•	•
Lithium ion battery		•	
One-Touch™ Button	•	•	•
DustGuard™ Dust-control System	•	•	•
LCD display	•	•	•
Rear wheel traction	•	•	•
Front light indicator	•	•	•











A new formula for ease of use

Technical specifications	SW3000 EU/UK SWEEPER	SW3000 LI-ION EU/UK SWEEPER	SW3000 G180
Rated Power (HP)	3.6	3.6	3.6
Working speed (km/h)	6	6	8
Battery voltage (V)	DC 24	DC 24	DC 24
Rated power (W)	2640	2640	2640
Working sound level (dB(A))	72±3	72±3	72±3
Working width with 2 side brooms (mm)	1350	1350	1350
Working width without side brooms (cm)	700	700	700
Min. turn-around aisle width (m)	2.55	2.55	2.55
Water tank capacity (l)	18	18	18
Hopper volume (l)	100	100	100
Dimensions, L x W x H (mm)	1620 x 1055 x 1260	1620 x 1055 x 1260	1620 x 1055 x 1260
Gross weight (gvw) (kg)	563	406	602
Max. speed (km/h)	8	8	
Height with overhead guard	1986 mm	1986 mm	1986 mm









● Standard equipment, ○ Supplementary accessories, □ Mountable equipment

Accessories	Ref. no.	Min. required	SW3000 EU/UK SWEEPER	SW3000 LI-ION EU/UK SWEEPER	SW3000 G180
Other					
	BLUE LIGHT KIT	55945951	1		□
	CHARGER POWER CABLE EU PLUG 2M	VF89725	1		○
	CHARGER POWER CABLE UK PLUG 2M	VF89726	1		○
	CHARGER POWER CABLE US PLUG 78IN	VF89724	1		
	OVERHEAD GUARD KIT	55940412	1		□
	SEAT ARMREST ASSEMBLY SET	55945837	1		□
	SEAT BELT SET	55945830	1		□
	WARNING LIGHT	55945984	1		●

A new formula for ease of use

Accessories		Ref. no.	Min. required	SW3000 EU/ UK SWEEPER	SW3000 LI- ION EU/UK SWEEPER	SW3000 G180
Side Broom						
	BROOM SIDE KIT 300x500 PPL 0.8	55940587	2			•
	BROOM SIDE KIT MIX STEEL 300x500	55940757	2			○
	SIDE BROOM KIT NATURAL FIBER 300x500	55940589	2			○
Broom Cylinder 700 mm						
	MAIN BROOM KIT 300X700 PPL0.5	55940604	1			•
	MAIN BROOM KIT MIX STEEL 300x700	55940756	1			○
Filter						
	FILTER KIT 580X401X80 PES 3.5m²	55945906	1			•
Squeegee, Blade, Skirt and Splash Guard						
	BLADE FRONT NR	55940638	1			•
	BLADE MAIN BROOM REAR NBR	55940330	1			•
	BLADE SIDE NBR	55940934	2			•
Main Broom						
	MAIN BROOM KIT NATURAL FIBER 300x700	55940590	1			○
External Charger						

A new formula for ease of use

Accessories		Ref. no.	Min. required	SW3000 EU/ UK SWEEPER	SW3000 LI- ION EU/UK SWEEPER	SW3000 G180
	CHARGER HF 24V 25A SB175R	80542426	1			○
Battery						
	BATT 6V-210AH AGM C5	559503253	4			□
	BATT. 6V-180AH GEL MONOBLOC	80564000	4			●
	BATT. 6V-200AH WET TUBULAR MONOBLOC	80563200	4			□
	LI-ION BATTERY 25.6V 50AH	55945450	3		●	
Battery and Charger						
	LEAD-ACID BATTERY TRAY KIT	55940320	1			□
Charger						
	CHARGER 24V 25A LEAD ACID KIT OB EU UK	55945991	1			○
	CHARGER 24V 27A LI ION ACE KIT	55945990	1		●	
HEPA Filter						
	FILTER KIT HEPA13 580X401X80 3.5m³	55945835	1			□